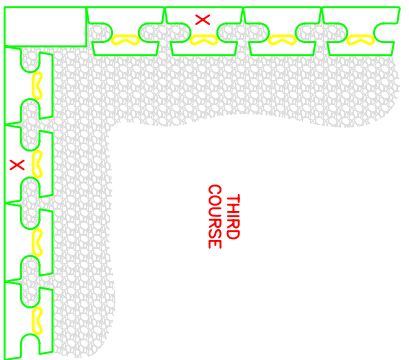
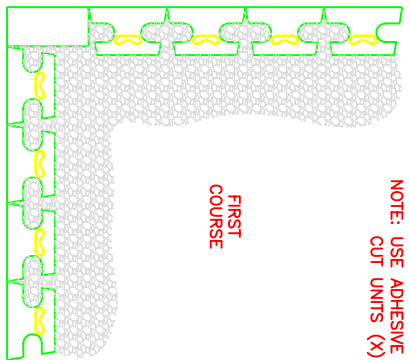
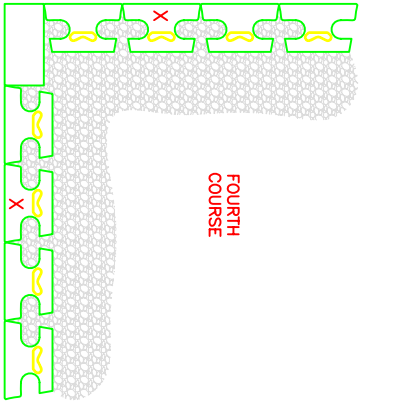
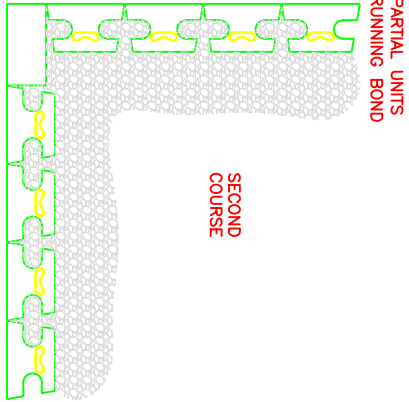


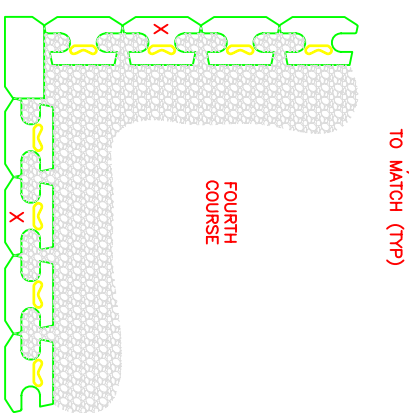
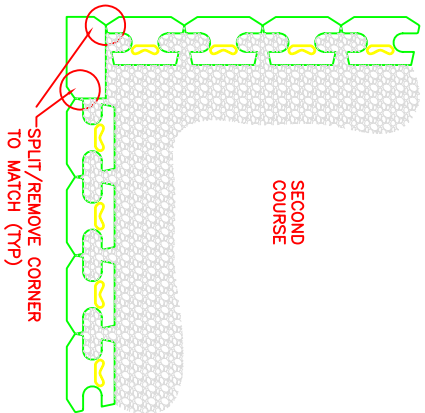
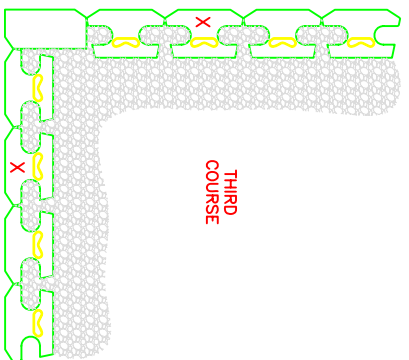
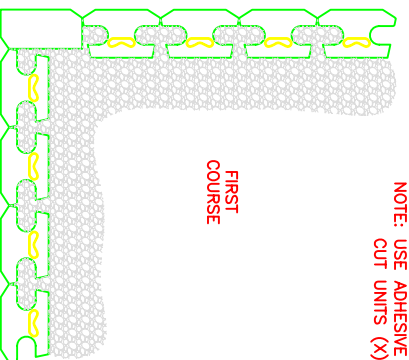
NOTE: USE ADHESIVE ON EXPOSED PARTIAL UNITS CUT UNITS (X) TO MAINTAIN RUNNING BOND



NOTE: USE ADHESIVE ON EXPOSED PARTIAL UNITS CUT UNITS (X) TO MAINTAIN RUNNING BOND



NOTE: USE ADHESIVE ON EXPOSED PARTIAL UNITS CUT UNITS (X) TO MAINTAIN RUNNING BOND



STRAIGHT UNITS

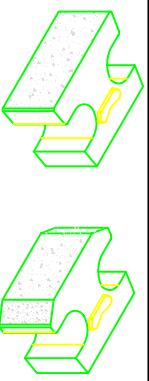
BEVELED UNITS

**EP Henry Vertica**  
90 Degree Outside Corner Detail



201 Park Ave.  
P.O. Box 615  
Woodbury, NJ 08096  
(856)-845-6200  
(856)-845-0023

TITLE: EP Henry Vertica Wall  
Outside Corner Details 2  
SCALE:



**EP HENRY VERTICA**

BY: Lee Amos  
DATE: Regenerated on  
10/02/06