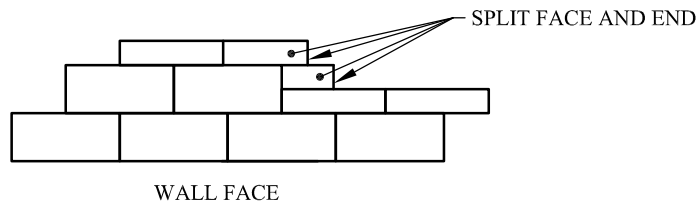
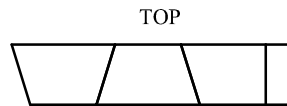
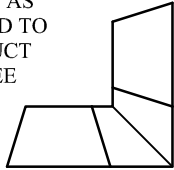


SAW-CUT AS
REQUIRED TO
CONSTRUCT
90-DEGREE
MITERED
CORNER



1. ALWAYS START CAPPING WALL FROM THE LOWEST ELEVATION.
2. LAY OUT CAPS PRIOR TO USING ADHESIVE.
3. CUT CAPS TO FIT. VARIOUS COMBINATIONS OF LONG- AND SHORT-CAP FACES WILL BE NECESSARY FOR RADII GREATER THAN THE MINIMUM.
4. ALTERNATE SHORT- AND LONG-CAP FACES EVERY OTHER CAP TO ACHIEVE A STRAIGHT ROW OF CAPS.
5. USE EXTERIOR-GRADE CONSTRUCTION ADHESIVE TO SECURE CAPS.



Anchor Wall Systems, Inc.
5959 Baker Road, Suite 390
Minnetonka, MN 55345

© 2014 Anchor Wall Systems, Inc.
® and ™ Anchor Wall Systems, Inc.

Drawn By:

AWE

Date:

10/30/2014

Scale:

None

Drawing Title:

Vertica Stone Cut[®] Retaining Wall System
Cap Block Details

Typical Details For
Segmental Retaining Walls