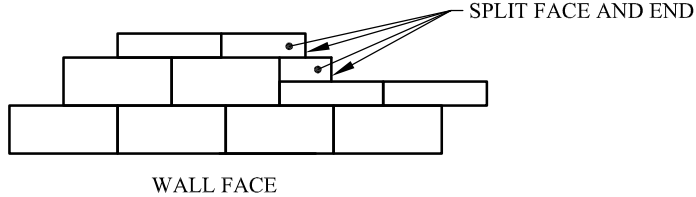
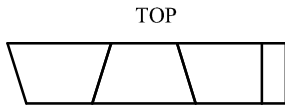
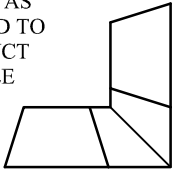


SAW-CUT AS
REQUIRED TO
CONSTRUCT
90-DEGREE
MITERED
CORNER



1. ALWAYS START CAPPING WALL FROM THE LOWEST ELEVATION.
2. LAY OUT CAPS PRIOR TO USING ADHESIVE.
3. CUT CAPS TO FIT. VARIOUS COMBINATIONS OF LONG- AND SHORT-CAP FACES WILL BE NECESSARY FOR RADII GREATER THAN THE MINIMUM.
4. ALTERNATE SHORT- AND LONG-CAP FACES EVERY OTHER CAP TO ACHIEVE A STRAIGHT ROW OF CAPS.
5. USE EXTERIOR-GRADE CONSTRUCTION ADHESIVE TO SECURE CAPS.



Anchor Wall Engineering, LLC
5959 Baker Road, Suite 390
Minnetonka, MN 55345

These graphic representations are intended for preliminary design purposes only and are not to be used for construction without the signature of a registered professional engineer.

© 2010 Anchor Wall Engineering, LLC
® and ™ Anchor Wall Systems, Inc.

Drawn By:	AWE
Date:	4/15/2010
Scale:	None

Drawing Title:	Vertica® Retaining Wall System Cap Block Details
Project Information:	