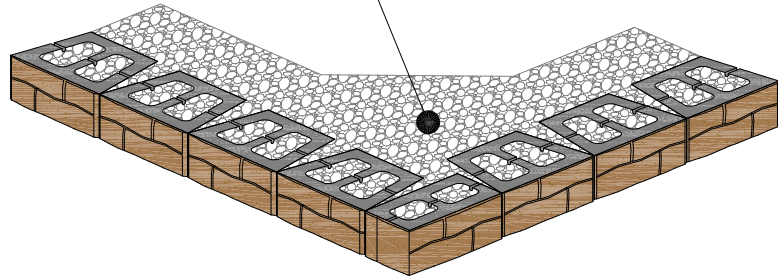
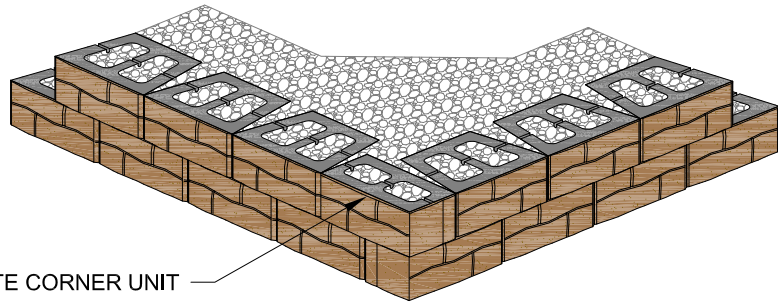


24" MIN DRAINAGE ZONE ON CORNER

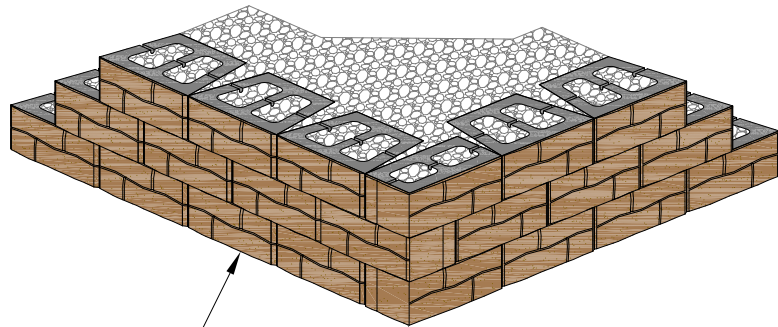


COURSE 1



ALTERNATE CORNER UNIT

COURSE 2



CAST STONE WALL UNIT

CORNER BLOCK

COURSE 3

NOTES:

1. HIGH STRENGTH CONCRETE ADHESIVE SHALL BE USED BETWEEN UNITS ON EACH SUCCESSIVE COURSE BEGINNING AT THE TOP OF THE BASE UNITS.



201 Park Ave.  
Woodbury, NJ 08096  
(800)-444-3679  
www.ephenry.com

TITLE:

CAST STONE WALL  
CORNER INSTALLATION

SCALE:

NOT TO SCALE